

Program Endorsement Brief:

Studio Music Instructor and Music Instructional Assistant for American River College

North/Far North Center of Excellence, March 2018

American River College is exploring creating Studio Music Instructor and Music Instructional Assistant certificates. The Studio Music Instructor certificate would provide students with a background in music education for employment as an owner or employee of a private or public music studio. The Music Instructional Assistant certificate would prepare students to teach beginning ensembles in K-12 in a paraprofessional role. The Studio Music Instructor certificate is intended as a precursor to the Music Instructional Assistant certificate. Both certificates emphasize tutoring or coaching students/clients in basic instrumental/vocal technique with an emphasis on performance pedagogy.

This report provides estimates and indicators of the labor market outlook for students exiting the proposed programs. Key findings include:

- The job market for music instructional assistants is difficult to define or analyze.
- The rate of job growth for self-enrichment education teachers is positive; however, the available data does not break out music instruction as a separate category.
- The large majority (>80%) of music instruction job postings in the study region were for music teachers, often requiring a bachelor's degree and direct teaching responsibility.
- A large percentage of self-enrichment education teachers are self-employed, comprising 42 percent of the total in 2017.
- The top employers regionally were public school districts, with most job postings in the Sacramento metro area.

Labor market data from the Bureau of Labor Statistics (BLS), U.S. Census Bureau data from EMSI and job posting data from Burning Glass are used in this report, which contains the following sections:

- Occupational demand,
- Earnings and job postings,
- Educational attainment,
- Educational supply, and
- Findings and recommendations.

Occupational Demand

There are no SOC codes that directly relate to music instructional aide. One similar option is Self-enrichment Education Teachers (25-3021). O*Net describes workers in this occupation as those who teach or instruct courses other than those that normally lead to an occupational objective or degree. Courses may include self-improvement, non-vocational and non-academic subjects. Job titles include dance instructor, driving instructor, music teacher, sports coach, swimming instructor, etc.

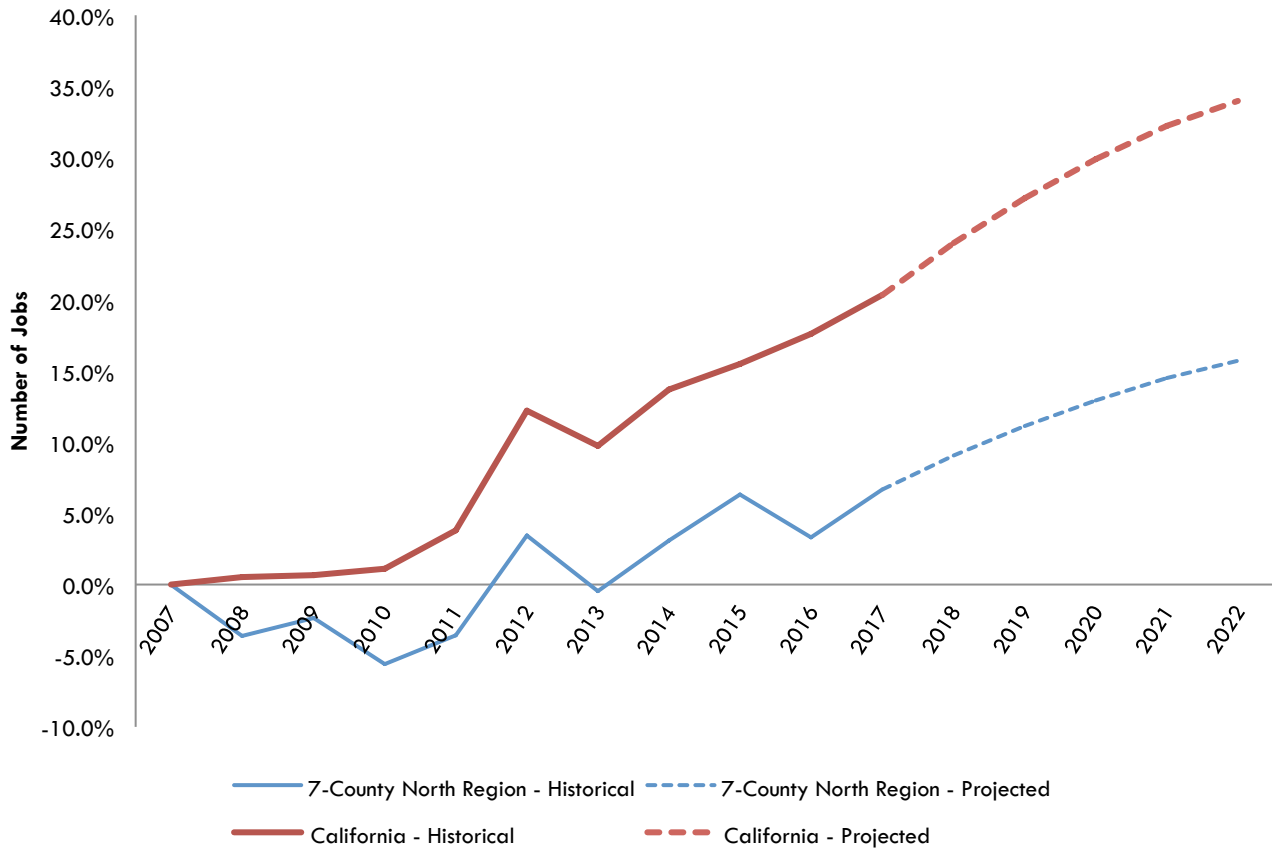
Exhibit 1 summarizes job trends for the SOC code in the seven-county North region, Sacramento Metropolitan Statistical Area (MSA) and California. Job counts for self-employed workers versus those employed by a traditional organization or company are compared for each region.

Exhibit 1: Number of self-enrichment education teacher jobs¹

Industry Segment	Type	2007 Jobs	2017 Jobs	2022 Jobs	2007-2017 Jobs % Change	2017-2022 Jobs % Change	Annual Openings 2017-2022
Sacramento MSA	Self-Employed	905	925	964	2.2%	4.2%	112
	Employed	1,243	1,362	1,510	9.6%	10.9%	185
	Total	2,147	2,287	2,474	6.5%	8.2%	297
7-County North Region	Self-Employed	1,011	1,042	1,087	3.0%	4.4%	127
	Employed	1,326	1,452	1,617	9.5%	11.4%	199
	Total	2,337	2,494	2,705	6.7%	8.4%	327
California	Self-Employed	17,274	17,971	18,885	4.0%	5.1%	2,151
	Employed	40,323	48,523	54,023	20.3%	11.3%	6,273
	Total	57,597	66,494	72,909	15.4%	9.6%	8,424

Exhibit 2 shows the percent change in the number of jobs between 2007 through 2017 and employment projections from 2017 through 2022. The rate of change is indexed to the total number of jobs in 2007 as the base year and compares the North region with the state.

Exhibit 2: Rate of change for self-enrichment education teacher jobs²

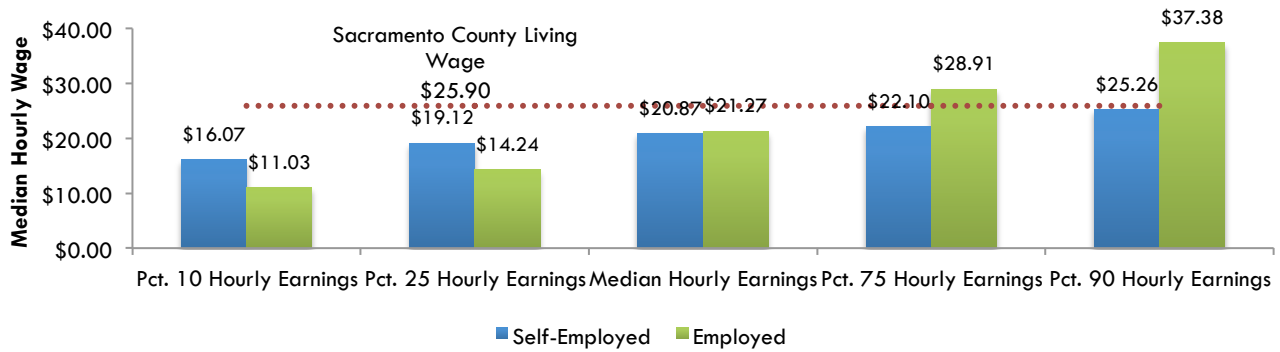


¹ EMSI. 2017.4 QCEW Employees, Non-QCEW Employees and Self-Employed. The seven-county North region includes El Dorado, Placer, Nevada, Sacramento, Sutter, Yolo and Yuba. The Sacramento MSA is defined by the U.S. Census Bureau and includes the Sacramento-Roseville-Arden-Arcade areas.
² EMSI. 2017.4 QCEW Employees, Non-QCEW Employees and Self-Employed.

Earnings and Job Postings

Exhibit 3 displays hourly wages for self-enrichment teachers in the North region compared to Sacramento County’s living wage for a one-adult, one-child household.³ The chart highlights the differences between workers who are self-employed compared to traditional employment.

Exhibit 3: Wages for self-enrichment education teachers in the North region⁴



Burning Glass data on job postings provides information regarding skills, employers and job titles that relate to music instruction. A pool of 62 job postings was identified and filtered based on the North region counties and the job titles that most closely relate to music instruction. Sacramento had the largest percentage of postings, totaling 29 out of 62 postings, or 47 percent, followed by Roseville with six out of 62 postings, or nearly 10 percent, and Woodland with four postings, 6.5 percent, and Mather, also 6.5 percent. Data was pulled for the 12 months from March 1, 2017 through February 28, 2018.

Exhibit 4 presents the job postings trend for music instruction jobs over the past 10 years compared to the median during the same period.

Exhibit 4: Job posting trends for music instruction in the North region⁵

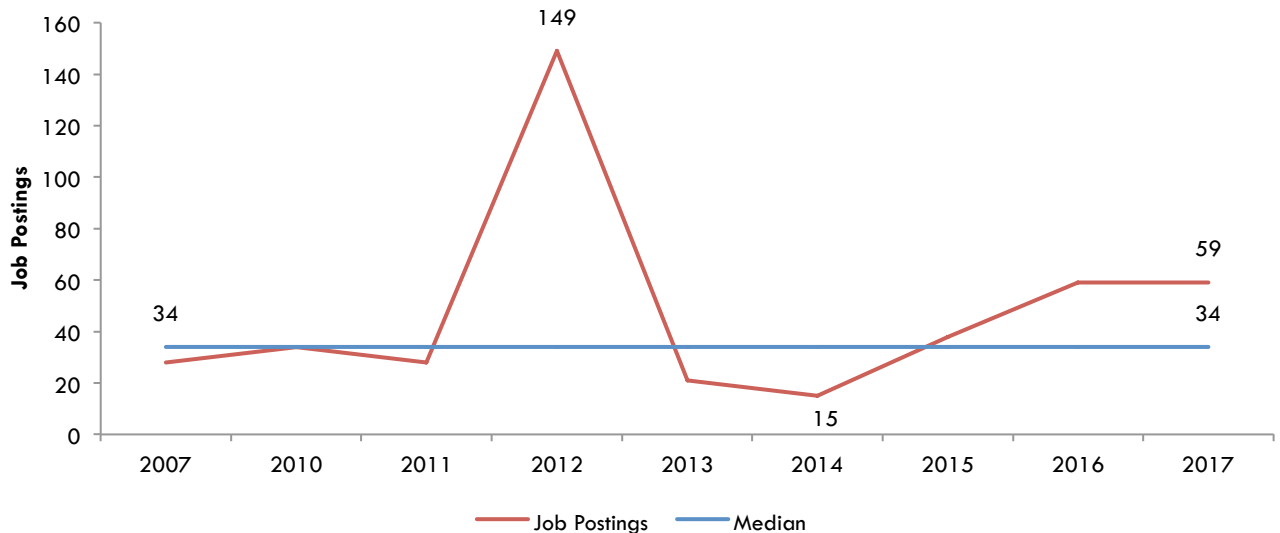


Exhibit 5 shows the top job titles for music instruction occupations in the job postings. These five titles were the only ones present in Burning Glass related to the music instruction occupation.

³ Living Wage Calculator: Counties and Metropolitan Statistical Areas in California, accessed March 15, 2018, <http://livingwage.mit.edu/states/06/locations>.

⁴ EMSI. 2017.4 QCEW Employees, Non-QCEW Employees and Self-Employed.

⁵ Labor Insight Jobs (Burning Glass Technologies). Burning Glass, Labor Insight.

Exhibit 5: Top music instruction job titles in the North region⁶

Top Industries	Number	Percent (n=62)
Music Teacher	51	82.3%
Band Teacher	4	6.5%
Instructional Assistant	4	6.5%
New Studio Opening Music Instructor - Guitar Center Lessons	2	3.2%
Studio Music Instructor - Multiple Instruments	1	1.6%

Exhibit 6 shows the top employers in the North region for music instruction jobs. Of the 62 job postings, eight were excluded because they did not include an employer. As a result, the table below may not be representative of the full sample.

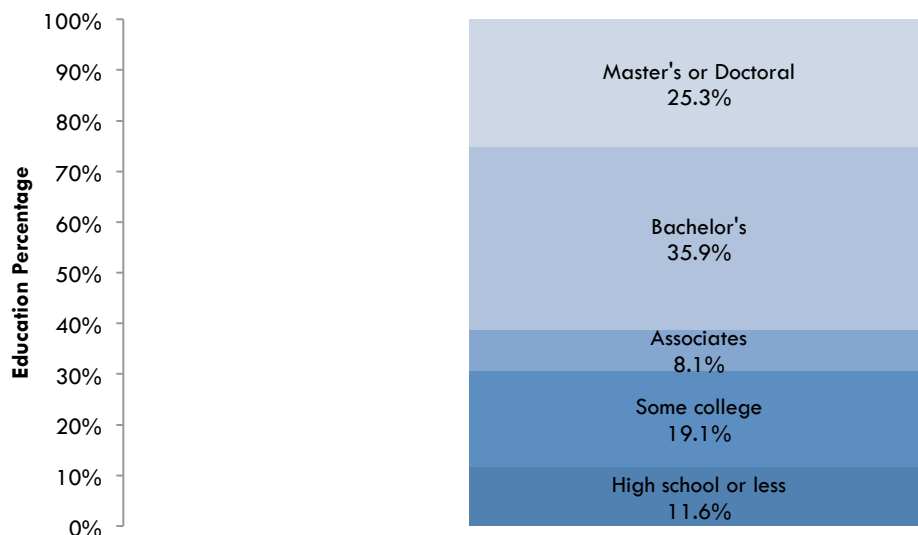
Exhibit 6: Top employers among music instruction job postings in the North region⁷

Top Employers	Number	Percent (n=54)
Folsom Cordova Unified School District	4	7.4%
Fortune School of Education Sacramento County	4	7.4%
Sacramento City Unified School District	4	7.4%
Guitar Center	3	5.6%
Marysville Joint Unified School District	3	5.6%
Sacramento City Unified	3	5.6%
Woodland Joint Unified	3	5.6%
Yuba City Unified School District	3	5.6%

Educational Attainment

At the national level, the typical education required for self-enrichment education teachers is a bachelor's degree. Exhibit 7 breaks down the educational attainment percentages by degree type.

Exhibit 7: Typical educational attainment for self-enrichment education teachers nationally⁸



⁶ Ibid.

⁷ Ibid.

⁸ Current Population Survey, Educational Attainment for Workers 25 Years and Older by Detailed Occupation, 2014-2015, https://www.bls.gov/emp/ep_table_111.htm.

Educational Supply

The COE was not able to identify programs that specifically target music instruction as a program goal. A supply count of program completions could not be completed.

Findings and Recommendations

- The job market for music instruction assistants is difficult to define or analyze. There is no direct SOC code. As a result, this report's occupational analysis relied on the broader self-enrichment education teacher category that counts jobs in unrelated areas of expertise (i.e., athletic coaching, art instruction).
- The rate of job growth for self-enrichment education teachers is positive; however, the available data does not break out music instruction as its own category. Due to this limitation, the expected demand for music instruction is unknown.
- The large majority (>80%) of music instruction job postings in the study region were for music teachers. A review of these postings found that nearly all required a bachelor's degree and were for a primary instructor, not assistant. Broader salary and education estimates based on Burning Glass data were inconclusive since less than one-third of the total job postings contained this information.
- A large percentage of workers in self-enrichment education teaching jobs are self-employed, 42 percent of the total as of 2017. This percentage is far greater than the percentage of self-employed persons in the overall North region economy, which was 8 percent in 2017.
- The top employers regionally were public school districts. The majority of jobs as well as current job postings are in the Sacramento MSA. Fewer than 10 percent of jobs fell outside the metro area, but were within the North region. Nearly half of all current postings were for positions in the City of Sacramento.

Appendix A: Sources

U.S. Department of Labor/Employment and Training Administration (DOLETA) O*NET Online
Burning Glass, Labor Insight/Jobs
Economic Modeling Specialists, International (EMSI)
California Employment Development Department, Labor Market Information Division (EDD, LMID)
Bureau of Labor Statistics, Occupational Employment Statistics (OES)
California Community Colleges Chancellor's Office, Cal-PASS Plus LaunchBoard
Santa Rosa Junior College, CTE Outcomes Survey (CTEOS)
Living Insight Center for Community Economic Development, Self-Sufficiency Standard Tool for California
California Community Colleges Chancellor's Office Management Information Systems (MIS DataMart)
U.S. Department of Education, National Center for Education Statistics, Integrated Postsecondary Education Data System (IPEDS)

For more information, please contact:

Aaron Wilcher, Director
Center of Excellence, North-Far North Region
wilchea@losrios.edu

March 2018

